

LAURALYNN
CHRISTMAS
JUMPER DAY

FRIDAY, 10TH DECEMBER

Christmas Activity Pack

Creative and fun activities to help
create special memories this
Christmas!




LauraLynn
IRELAND'S CHILDREN'S HOSPICE

CELEBRATING

10

... YEARS ...



Dear Friend of LauraLynn,

Every magical moment, and every precious memory created in LauraLynn, is thanks to kind people like you.

As you know, here in LauraLynn, every day is about helping families create special memories, and make the most of every moment. And at Christmastime, there are so many ways we do this. We sing songs, play games, share presents, make arts and crafts. The list is endless!

With this Christmas activity pack we hope you and your class have fun with the festive activities inside and create your own special memories.



Take care,

Liz Quinn,
LauraLynn Fundraising Team



CONTENTS



Christmas Sing Along pg 2-3



Colouring Page pg 4-6



Christmas Card Making pg 7



Festive Wordsearch pg 8



Christmas Memories pg 9



Gingerbread Making pg 10




Don't forget to send us in, or tag us on social media, any photos of all your fantastic drawings, delicious treats, wonderful colouring and of course all the amazing Christmas Jumpers!

#ChristmasJumperDay



JOIN OUR FESTIVE SING- ALONG!



One of our favourite activities in LauraLynn at Christmas time is singing. We even have our own choir made up of staff and volunteers! There's nothing like a sing-along to get children, parents and all in LauraLynn into the Christmas spirit. Here are some of our favourite Christmas carols:

WE WISH YOU A MERRY CHRISTMAS

WE WISH YOU A MERRY CHRISTMAS
WE WISH YOU A MERRY CHRISTMAS
AND A HAPPY NEW YEAR!

GOOD TIDINGS WE BRING
TO YOU AND YOUR KIN
GOOD TIDINGS FOR CHRISTMAS
AND A HAPPY NEW YEAR

NOW BRING US SOME FIGGY PUDDING
NOW BRING US SOME FIGGY PUDDING
NOW BRING US SOME FIGGY PUDDING
AND A CUP OF GOOD CHEER

WE WISH YOU A MERRY CHRISTMAS
WE WISH YOU A MERRY CHRISTMAS
AND A HAPPY NEW YEAR!

GOOD TIDINGS WE BRING
TO YOU AND YOUR KIN
GOOD TIDINGS FOR CHRISTMAS
AND A HAPPY NEW YEAR

WE WON'T GO UNTIL WE GET SOME
WE WON'T GO UNTIL WE GET SOME
WE WON'T GO UNTIL WE GET SOME
SO BRING SOME OUT HERE

WE WISH YOU A MERRY CHRISTMAS
WE WISH YOU A MERRY CHRISTMAS
AND A HAPPY NEW YEAR!

DECK THE HALLS

DECK THE HALL WITH BOUGHS OF HOLLY
FA LA LA LA LA, LA LA LA LA
'TIS THE SEASON TO BE JOLLY
FA LA LA LA LA, LA LA LA LA

DON WE NOW OUR GAY APPAREL
FA LA LA, LA LA LA, LA LA LA
TROLL THE ANCIENT YULETIDE CAROL
FA LA LA LA LA, LA LA LA LA
SEE THE BLAZING YULE BEFORE US
FA LA LA LA LA, LA LA LA LA

STRIKE THE HARP AND JOIN THE CHORUS
FA LA LA LA LA, LA LA LA LA
FOLLOW ME IN MERRY MEASURE
FA LA LA, LA LA LA, LA LA LA
WHILE I TELL OF YULETIDE TREASURE
FA LA LA LA LA, LA LA LA LA

FAST AWAY THE OLD YEAR PASSES
FA LA LA LA LA, LA LA LA LA
HAIL THE NEW, YE LADS AND LASSES
FA LA LA LA LA, LA LA LA LA

SING WE JOYOUS, ALL TOGETHER
FA LA LA, LA LA LA, LA LA LA
HEEDLESS OF THE WIND AND WEATHER
FA LA LA LA LA, LA LA LA LA



JOIN OUR FESTIVE SING- ALONG!



RUDOLPH THE RED- NOSED REINDEER

YOU KNOW DASHER AND DANCER AND PRANCER
AND VIXEN
COMET AND CUPID AND DONNER AND BLITZEN
BUT DO YOU RECALL
THE MOST FAMOUS REINDEER OF ALL?

RUDOLPH THE RED-NOSED REINDEER
HAD A VERY SHINY NOSE
AND IF YOU EVER SAW IT
YOU WOULD EVEN SAY IT GLOWS
ALL OF THE OTHER REINDEER
USED TO LAUGH AND CALL HIM NAMES
THEY NEVER LET POOR RUDOLPH
JOIN IN ANY REINDEER GAMES

THEN ONE FOGGY CHRISTMAS EVE
SANTA CAME TO SAY
"RUDOLPH, WITH YOUR NOSE SO BRIGHT
WON'T YOU GUIDE MY SLEIGH TONIGHT?"
THEN HOW THE REINDEER LOVED HIM
AS THEY SHOUTED OUT WITH GLEE
"RUDOLPH THE RED-NOSED REINDEER
YOU'LL GO DOWN IN HISTORY"

RUDOLPH THE RED-NOSED REINDEER
HAD A VERY SHINY NOSE
AND IF YOU EVER SAW IT
YOU WOULD EVEN SAY IT GLOWS
ALL OF THE OTHER REINDEER
USED TO LAUGH AND CALL HIM NAMES
THEY NEVER LET POOR RUDOLPH
JOIN IN ANY REINDEER GAMES

THEN ONE FOGGY CHRISTMAS EVE
SANTA CAME TO SAY
"RUDOLPH, WITH YOUR NOSE SO BRIGHT
WON'T YOU GUIDE MY SLEIGH TONIGHT?"
THEN HOW THE REINDEER LOVED HIM
AS THEY SHOUTED OUT WITH GLEE
"RUDOLPH THE RED-NOSED REINDEER
YOU'LL GO DOWN IN HISTORY"

JINGLE BELLS

DASHING THROUGH THE SNOW
IN A ONE-HORSE OPEN SLEIGH
O'ER THE FIELDS WE GO
LAUGHING ALL THE WAY
BELLS ON BOB TAILS RING
MAKING SPIRITS BRIGHT
WHAT FUN IT IS TO LAUGH AND SING
A SLEIGHING SONG TONIGHT

OH, JINGLE BELLS, JINGLE BELLS
JINGLE ALL THE WAY
OH, WHAT FUN IT IS TO RIDE
IN A ONE-HORSE OPEN SLEIGH
JINGLE BELLS, JINGLE BELLS
JINGLE ALL THE WAY
OH, WHAT FUN IT IS TO RIDE
IN A ONE-HORSE OPEN SLEIGH

A DAY OR TWO AGO
I THOUGHT I'D TAKE A RIDE
AND SOON MISS FANNY BRIGHT
WAS SEATED BY MY SIDE
THE HORSE WAS LEAN AND LANK
MISFORTUNE SEEMED HIS LOT
HE GOT INTO A DRIFTED BANK
AND WE, WE GOT UPSOT

OH, JINGLE BELLS, JINGLE BELLS
JINGLE ALL THE WAY
OH, WHAT FUN IT IS TO RIDE
IN A ONE-HORSE OPEN SLEIGH
JINGLE BELLS, JINGLE BELLS
JINGLE ALL THE WAY
OH, WHAT FUN IT IS TO RIDE
IN A ONE-HORSE OPEN SLEIGH YEAH

JINGLE BELLS, JINGLE BELLS
JINGLE ALL THE WAY
OH, WHAT FUN IT IS TO RIDE
IN A ONE-HORSE OPEN SLEIGH






COLOURING PAGE








COLOURING PAGE





COLOURING PAGE







CREATE YOUR OWN FAMILY CHRISTMAS CARD

Use your thumbprints to make a one-of-a-kind family Christmas card you can share with friends and family.

WHAT YOU DO:

- ★ Fold the card in half.
- ★ Using the brown paint, each member of the family creates a thumbprint on the card like the one below.
- ★ Using your markers, draw in the reindeers' faces, ears and antlers.
- ★ Write the name of each family member under each thumbprint.

WHAT YOU NEED:
Brown paint
Fine tip markers
Card paper



DID YOU KNOW?

Creating art from children's handprints and footprints is a year-round activity in LauraLynn that brings smiles and giggles to children and their parents!



LauraLynn
IRELAND'S CHILDREN'S HOSPICE

CELEBRATING
10
... YEARS ...

LAURALYNN
CHRISTMAS
JUMPER DAY

FRIDAY, 10TH DECEMBER



SANTABUIOELF
TGISNOWQOPI
AFRUDOLPHIOT
RYTTOYGULPZR
FAMILYGBCMPE
EIUMAGICRAQE
APRESENTOUAO
ICOOKIEULIGHT

SANTA
SNOW
COOKIE

MAGIC
STAR
TREE

LIGHT
ELF
TOY

RUDOLPH
PRESENT
FAMILY





GINGERBREAD BAKING!

There's nothing like the delicious smells coming out of the oven on Christmas Day. Gingerbread biscuits were one of my favourite Christmas treats growing up. I loved baking and decorating them with my mum.

WHAT YOU NEED:

INGREDIENTS:

175 grams dark muscovado sugar
85 grams golden syrup
100 grams butter
350 grams plain flour, plus extra for dusting!
1 tsp bicarbonate of soda
1 tbsp ground ginger
1 tsp ground cinnamon
1 egg, beaten

TO DECORATE:

Chocolate buttons
Writing icing
Small sweets
Coloured sprinkles



TOP TIP!

Use as many cookie cutters, or different items as you can to have lots of shapes and sizes for your biscuits!

WHAT TO DO:

Melt the sugar, golden syrup and butter in a saucepan, then bubble for 1-2 min. Leave to cool about 10 minutes.

Add the dry ingredients (flour, bicarbonate of soda, spices) into a large bowl. Add the syrup mixture and egg, and stir everything.

Gently knead dough until smooth. Wrap in cling film and chill for at least 30 minutes.

Remove dough from fridge and leave at room temperature until softened. Heat oven to 200C/180C and line two baking trays with baking paper.

Roll out dough approx. 5mm thick, then cut out gingerbread shapes with a cutter. Place gingerbread biscuits onto tray and bake for 10-12 minutes.

Transfer biscuits onto a wire rack to cool, then using your chocolate buttons, sweets and icing, decorate your very own delicious gingerbread family!

Don't forget to send us in photos of all your delicious treats or tag us on social media so we can see!

LAURALYNN CHRISTMAS JUMPER DAY

FRIDAY, 10TH DECEMBER

THANK YOU!

Thank you for taking part in LauraLynn's Christmas Jumper Day. We really hope you have lots of fun and create many moments to remember this Christmas.

Don't forget to share photos of all your festive Christmas Jumpers, your baking brilliance, and all your creative fun!

Make sure and tag LauraLynn & use the hashtag

#ChristmasJumperDay



LauraLynn
IRELAND'S CHILDREN'S HOSPICE

CELEBRATING
10
... YEARS ...

LauraLynn Ireland's Children's Hospice,
Leopardstown Road, Foxrock, Dublin 18, D18 X063.

T: 01 289 3151 E: info@lauralynn.ie

www.lauralynn.ie

**LAURALYNN
CHRISTMAS
JUMPER DAY**

FRIDAY, 10TH DECEMBER

