



Bunting

What you will make:

Showcase your Bake A Difference event with our LauraLynn bunting. Not only does it brighten up the space, but it also serves as a wonderful way to show your support for LauraLynn. By incorporating this easy-to-make decoration, you'll create an inviting atmosphere that draws attention to your baked goods while promoting the spirit of giving. It's a fun, creative way to elevate your event and spread awareness in style!

Here's what you need:


- Paper
- Bake A Difference bunting template, print in A3 or A4 size
- Scissors
- Paper Punch
- String
- Tape

How to make a Bake A Difference bunting banner:

- Download the Bake A Difference bunting
- Print the template on A3 or A4 white paper
- Cut along the outlined edges
- Use a hole punch to create openings for the string
- Thread the string through each hole
- Hang your banner using tape, tacks, or another method suitable for the surface you're decorating.





LauraLynn
IRELAND'S CHILDREN'S HOSPICE



Just download, print on A3 or A4 paper, cut out the bunting, punch holes for the string, and thread the string through to create your very own Bake A Difference display.





1



Just download, print on A3 or A4 paper, cut out the bunting, punch holes for the string, and thread the string through to create your very own Bake A Difference display.





2




Just download, print on A3 or A4 paper, cut out the bunting, punch holes for the string, and thread the string through to create your very own Bake A Difference display.





Just download, print on A3 or A4 paper, cut out the bunting, punch holes for the string, and thread the string through to create your very own Bake A Difference display.






4

7





2






Just download, print on A3 or A4 paper, cut out the bunting, punch holes for the string, and thread the string through to create your very own Bake A Difference display.





Just download, print on A3 or A4 paper, cut out the bunting, punch holes for the string, and thread the string through to create your very own Bake A Difference display.





Just download, print on A3 or A4 paper, cut out the bunting, punch holes for the string, and thread the string through to create your very own Bake A Difference display.

